

# Model 4017 PS TELEHANDLER



## Performance

Rated capacity	4,000 kg
Maximum lift height (stabilisers up)	15.2 m
Maximum lift height (stabilisers down)	17.3 m
Capacity at max height (stabilisers up)	1000 kg
Capacity at max. reach (stabilisers down)	500 kg
Frame leveling	10°
Lift speed (boom retracted)	
Up	16.0 sec
Down	13.0 sec
Boom speed (extended/retracted)	
Extended	20 sec
Retracted	25 sec
Top travel speed	32.0 km/h
	Standard:
Engine	74.4kW 4 speed
Drawbar pull (loaded)	69.3kN
Outside turning radius (over tyres)	3.92 m
Operating weight	12310 kg

## Standard Specifications

### Engine

Make and Model	Deutz TCD 3.6 L4
No. of Cylinders	4
Displacement	3.6 L
Standard engine gross power	74.4kW
Maximum torque at 1600 RPM	420Nm
Fuel Tank Capacity	150 L

### Transmission

- 4 Speed forward - 3 reverse powershift transmission
- 4-wheel drive

### Axles

- Trunnion mounted planetary steer axles
- Oscillating rear
- Fixed front with limited slip differential

### Brakes

- Service brakes inboard wet disc brakes on front axle
- Service brakes servo assisted
- Parking brake external disc and calliper on front axle

### Tyres

- Standard Mitas 14.00-24 TG02
- Optional (more available) Pneumatic Goodyear 14.00-24SCG

### Cab

- EROPS and FOPS fully glazed all weather cab
- 2 way adjustable mechanical suspension seat

### Steering 4-Wheel

- Power steering with steering wheel spinner
- Two wheel/Four Wheel/Crab Steer with Rear Wheel assisted alignment

### Instruments

- Engine glow start assist
- Fuel gauge
- Hour- and tachometer
- CE marking
- Telescope function reconfiguration
- Battery isolator switch
- Frame Leveling



## Hydraulic System-Implement

Capacity	90 L
----------	------

- 45 cc variable displacement load sensing pump
- Maximum pump flow 150 L/min
- Auxiliary hydraulic flow - intermittent 80 L/min

## Accessories & Options


- Roof window screen guard
- Front window screen guard
- Rotating Beacon
- Wide range of hitches, couplers, carriages and tyres
- Boom prop
- Worklights boom (1st section)
- Air conditioning

## Attachments

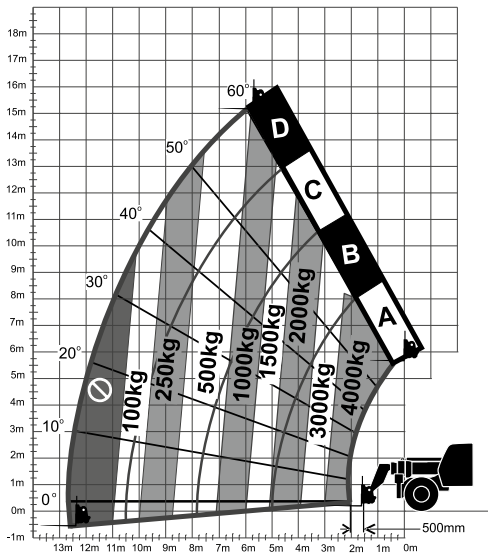
Standard:	
Standard carriage	4000 kg
Standard coupler	Mechanical quick switch coupler
Optional:	
Side shift carriage	4000 kg
Fork positioning carriage	1225 mm
Side shift pallet forks	1200 mm x 50 mm x 100 mm
Pallet fork (4000 kg)	1200 mm x 60 mm x 100 mm
Hitches	Retrieval hitch
Couplers	Hydraulic quick switch coupler
Concrete mixer bucket	500L cap.-1100 kg
Multi-Purpose Bucket With Grab	2.4 m wide
4-1 Bucket	2.4 m, 1.0 m <sup>3</sup>
Digging Buckets	2.4 m, 0.8 m <sup>3</sup>
	2.45 m, 0.9 m <sup>3</sup>
Lifting Hook	4000 kg
Truss Boom	3.4 m, 1000 kg
	3.6 m, 650 kg
Fixed Platform	1.8 m
Extendable platform	4.5 m

# Model 4017 PS TELEHANDLER

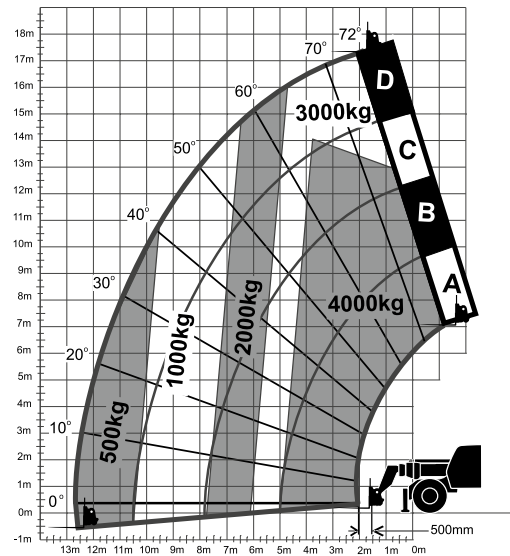
## Dimensions



## Load Chart and Dimensions



4017PS stabilisers up



4017PS stabilisers down

### IMPORTANT

All dimensions are approximate. Rated lift capacities shown are with machine equipped with carriage and pallet forks. The machine must be level on a firm surface with undamaged, properly inflated tyres. Machine specifications and stability are based on rated lift capacities at specific boom angles and boom lengths. (If specifications are critical, the proposed application should be discussed with your dealer.) DO NOT exceed rated lift capacity loads, as unstable and dangerous machine conditions will result. DO NOT tip the machine forward to determine the allowable load.

Use only JLG approved attachments with proper material handler model/attachment load capacity charts displayed in the operator's cab.

Due to continuous product improvements, JLG Industries reserves the right to make specification and/or equipment changes without prior notification.



**JLG Industries, Inc.**

Polaris Avenue 63  
2132 JH Hoofddorp  
The Netherlands  
Tel: +31 (0)23 565 5665  
Fax: +31 (0)23 557 3750  
[www.jlgeurope.com](http://www.jlgeurope.com)

**An Oshkosh Corporation Company**