

PRELIMINARY

TOUCAN



TOUCAN 861



TOUCAN 861



TOUCAN 1100



TOUCAN 861
TOUCAN 1100

www.jlg.com





1100



861



861



861



861



861



1100





861

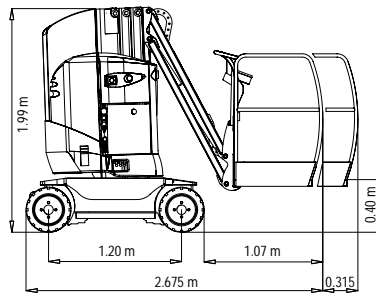
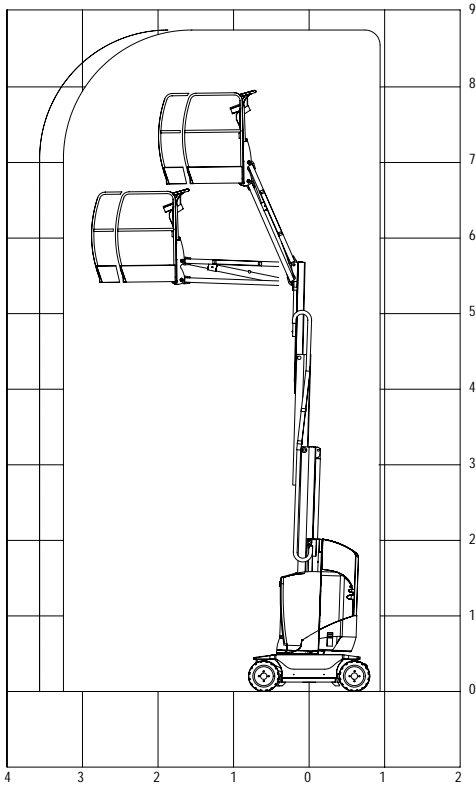


861



861

	861	1100
 <ul style="list-style-type: none"> Working height Hauteur travail Arbeitshöhe Altura trabajo Altezza di lavoro 	8,72 m	11,00 m
 <ul style="list-style-type: none"> Stowed height Hauteur repliée Bauhöhe Alto de plataforma recogida Altezza piattaforma abbassata 	1,99 m	2,19 m
 <ul style="list-style-type: none"> Width Largeur Breite Ancho Larghezza 	0,99 m	0,99 m
 <ul style="list-style-type: none"> Length Longueur Gesamtlänge Longitud chassis Lunghezza chassis 	2,68 m	2,68 m
 <ul style="list-style-type: none"> Outreach with standard or (large platform) Déport avec panier standard ou (grand panier) Seitliche Reichweite Standard Plattform oder (mit grossem korb) Alcance horizontal Plataforma estandar o (con cesta grande) Sbraccio piattaforma standard (con cestello maggiorato) 	3,14 m (3,46 m)	3,30 m (3,60 m)
 <ul style="list-style-type: none"> Weight Poids Eigengewicht Peso Peso 	2980 kg	3500 kg
 <ul style="list-style-type: none"> Standard platform dimension or (large platform) Dimension panier standard ou (grand panier) Abmessungen Standard Plattform oder (mit grossem korb) Dimensiones de la plataforma estandar o (con cesta grande) Dimensioni della piattaforma standard (con cestello maggiorato) 	0,70 x 0,90 m (1,01 x 0,90 m)	0,70 x 0,90 m (1,01 x 0,90 m)
 <ul style="list-style-type: none"> Work Platform capacity or (large platform) Capacité de la plate-forme standard ou (grand panier) Plattform Tragfähigkeit oder (mit grossem korb) Capacidad de carga de la plataforma estandar o (con cesta grande) Portata della piattaforma standard (con cestello maggiorato) 	220 kg (200 kg)	200 kg (200 kg)
 <ul style="list-style-type: none"> Stowed speed Vitesse repliée Fahrgeschwindigkeit im einteleskopierten Zustand Velocidad con plataforma recogida Velocità piattaforma abbassata 	0 - 3,5 km/h	0 - 3,1 km/h
 <ul style="list-style-type: none"> Gradeability Pente admissible Steigfähigkeit Pendiente admisible Pendenza superabile 	15%	10%
 <ul style="list-style-type: none"> Slewing Orientation Schwenkbereich Rotación Rotazione 	180°	180°
 <ul style="list-style-type: none"> Max. wind speed for outdoor use Vitesse maxi. du vent en usage extérieur Maximale Windgeschwindigkeit beim Ausseneinsatz Velocidad máxima del viento para un uso exterior Velocità massima del vento con utilizzo in area esterna 	12,5 m/s	12,5 m/s
 <ul style="list-style-type: none"> Turning radius inside/outside Rayon de braquage intérieur/extérieur Wenderadius innen/aussen radio de Giro interior/exterior Raggio di sterzata interno/esterno 	1,02 m/ 2,40 m	1,14 m/ 2,35 m



TOUCAN 861

JLGDANMARK
 Tel: +45 (0) 43 54 43 22
 Rosenvangen 15, 2635 Ishøj, Denmark

JLGDEUTSCHLAND
 Tel: +49 (0) 421 693 500
 JLG Deutschland GmbH,
 Max Planck Strasse 21,
 D-27721 Ritterhude/Ihlpohl (Bei Bremen),
 Germany

JLGFRANCE
 Tel: + 33 (0) 553 88 31 70
 Fax: + 33 (0) 553 88 31 79
 ZI de fauillet
 47400 TONNEINS, France

JLGIBERICA
 Tel: +34 93 772 47 00
 Plataformas Elevadoras JLG Ibérica,
 Trapadella 2,
 Poligono Industrial Castellbisbal Sur,
 Barcelona, Spain

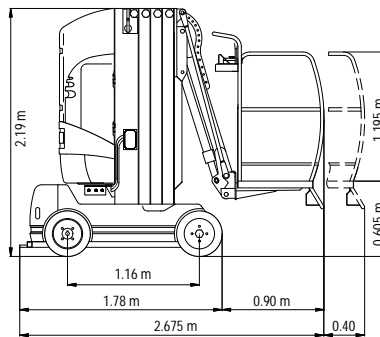
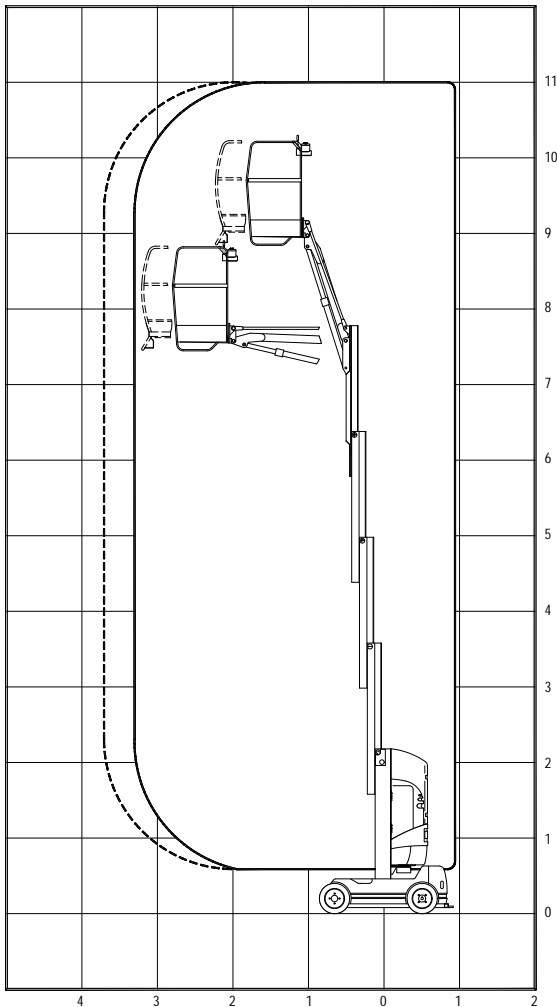
JLGITALIA
 Tel: +39 02 9359 5210
 JLG Industries (Italia) s.r.l.,
 Via Po, 22,
 20010 Pregnana Milanese -ML-, Italy

JLGNORGE
 Tel: +47 (0) 66 82 20 00
 JLG Industries Norge AS,
 Postboks 525, Sofiemyrveien 12,
 N-1411 Kolbotn, Norway

JLGPOLSKA
 Tel: +48 (0) 91 43 58 200
 JLG Polska z.o.o.,
 Krolewska 27,
 00-060 Warszawa, Poland

JLGSVERIGE
 Tel: +46 (0) 8 506 59500
 JLG Sweden AB,
 Enköpingsvägen 150,
 Box 704,
 SE-175 27 Järfälla, Sweden

JLGUIK
 Tel: +44 (0) 870 200 7700
 JLG Industries (United Kingdom) Limited,
 Unit 12 Southside,
 Bredbury Park Industrial Estate,
 Bredbury Stockport SK6 2SP,
 United Kingdom



TOUCAN 1100



www.jlg.com