

Technical data



TEUPEN[®]
...access redefined

since 77

PERFORMANCE

Working height, max. (300 kg / 400 kg)	30,00 m / 27,00 m
Working height, max. (both sides narrow)	25,00 m
Working height, max. (one sides narrow)	27,00 m
Platform height (300 kg / 400 kg)	28,00 m / 25,00 m
Platform height, max. (both side narrow)	23,00 m
Platform height, max. (one side narrow)	25,00 m
Horizontal outreach, max. (400 kg)	12,70 m
Horizontal outreach, max. (300 kg)	14,00 m
Horizontal outreach, max. (140 kg)	16,00 m
Horizontal outreach, max. (both sides narrow)	14,50 m
Platform capacity, max.	400 kg
Platform capacity, max. (both sides narrow)	250 kg
Jib, movable	180 °
Platform, rotatable	180 °
Turntable rotation, max.	450 °
To be jacked up on ground slope of	16,7 ° / 30,0 %
Track drive, height- and width-adjustable	24 / 22 cm
Gradeability, max.	16,7 ° / 30,0 %
Slope angle, max.	21,0 ° / 38,0 %
Travel speed, max.	3,0 km/h

MEASUREMENTS*

Platform (height) (A)	1,10 m
Platform (length) (B)	1,20 m
Platform (width) (C)	0,80 m
Length (D)	7,70 m
Length without platform (E)	7,50 m
Height (F)	1,98 m
Width, min. (G)	1,58 m
Ground clearance, max. (H)	0,43 m
Track (length x width) (I)	1,92 x 0,25 m
Outrigger footprint both side wide (length) (J)	5,51 m
Outrigger footprint both side wide (width) (K)	5,60 m
Outrigger footprint one side narrow (length) (L)	7,55 m
Outrigger footprint one side narrow (width) (M)	4,30 m
Outrigger footprint both sides narrow (width) (N)	2,99 m
Outrigger plate (length x width)	0,31 m x 0,22 m

WEIGHT*

Total weight	4500 kg
Live load in travelling position	4,10 kN/m ²
Live load in working position	1,70 kN/m ²
Point load per outrigger plate, max.	32,00 kN

POWER SOURCES

Standard power sources:

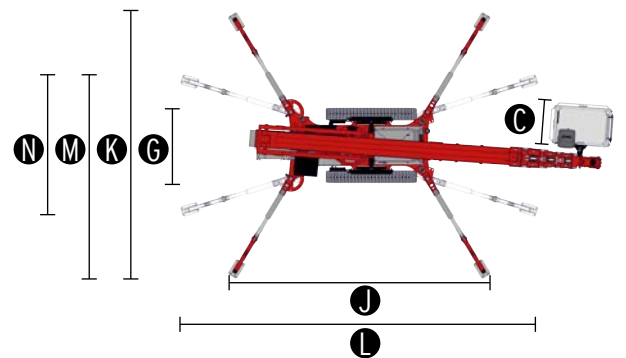
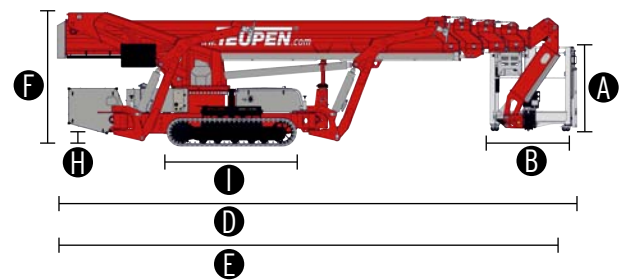
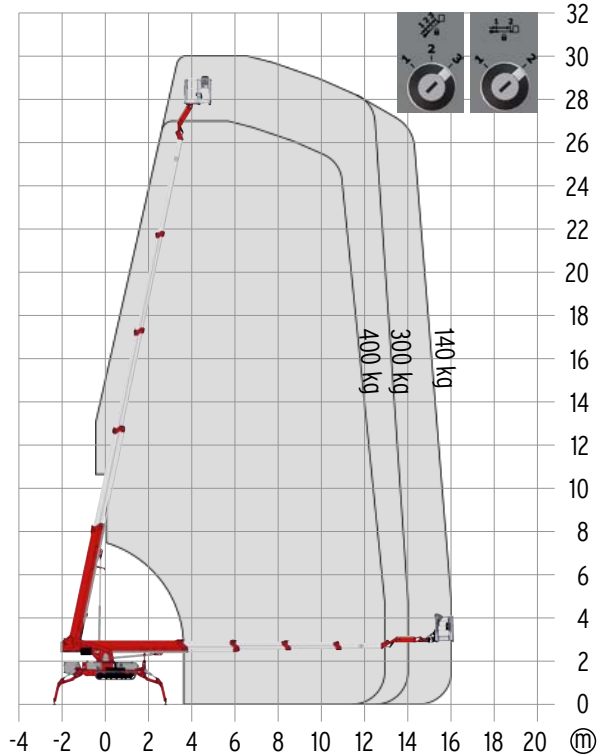
■ Electric motor	(country-specific 1-phase)
■ Combustion engine (Diesel)	Kubota D902 (16,1 kW / 21,6 hp)

Optional power source:

■ Battery drive (lead acid)	80 V
Fuel tank capacity (Diesel engine)	39,0 l

POWER SUPPLY

Electric current, max.	country-specific, on request
------------------------	------------------------------



STANDARDS

2006/42/EG-Machinery directive
(Harmonised standard EN280:2016); 2004/108/EG (EMV);
2000/14/EG (Noise emission directive)

* The technical data may deviate +/- 3% from the specified values.
* Weight and dimensions may vary depending on options and accessories.

CHASSIS

- Powerful track drive with hydraulic braking system
- Precise manoeuvring via sensitive remote control
- White, non-marking rubber tracks with specially arranged profile for optimal grip
- Hydraulically height- and width-adjustable crawler track drive

STABILISATION

- Electrohydraulic stabilisation with automatic levelling and ground pressure sensor system
- Variable outrigger system with one side or both sides narrow setup option
- Outrigger pads, steel

BOOM SYSTEM

- Boom system made of steel/aluminium boom tubes
- All functions available via radio remote control
- Stepless, electrical proportional control system with intuitive operation
- Robust, lockable control panel
- Parallel guided platform with electro hydraulic levelling
- 180° platform rotation for additional flexibility
- Turntable rotation via high-performance slewing ring and hydraulic motor
- Platform changing system
- Coming home and memory function - can be stored for any point on the work diagram and the point can be accessed once more at the touch of a button
- Radio control with display, two-line
- Height cut-off for boom system, 2 set points
- Horizontal outreach, selectable
- Platform capacity, selectable (300 kg / 400 kg)

POWER SOURCE

- Electric motor (country-specific 1-phase)
- Diesel engine Kubota D902 (16,1 kW / 21,6 hp)
- Start-stop device for combustion engine via radio control

PRODUCTIVITY, SAFETY, QUALITY

- Hydraulic emergency lowering via electric pump
- Additional hydraulic drive for boom recovery via platform control
- Power socket in the platform (country-specific 1-phase)
- 2 LED headlights (drive unit)
- Detachable platform, attachment points for safety harnesses and tool tray
- Drive operation without platform possible
- Lockable storage box
- Protected, internal power track for platform control
- Hydraulic system filled with biodegradable hydraulic oil
- High-quality paint in RAL 3020 (red)
 - Hydraulic cylinders in RAL 9006 (grey)
- Unlockable check valves located directly on hydraulic cylinders
- Hydraulic system protected by pressure relief valves
- Hydraulic tank, emergency control, connecting cables and hoses are mounted protected
- Display in the control panel
- Hour meter
- Fuzzy control technology

OPTIONS*

- Battery drive 80 V including charging device
 - Fillingsystem aquamatic (electrically)
- Custom paintwork, one colour, according to RAL scheme
 - (except metallic coatings, signal- or special colours)
- Custom paintwork, two colours, according to RAL scheme
 - (except metallic coatings, signal- or special colours)
- Water and air connection, platform

ACCESSORIES*

- Safety harness
- Track mat (2000 x 800 x 15 mm)
- 4 sliding pads (850 x 340 x 75 mm)
- Storage frame for sliding pads, lockable
- Snap hook, boom tubes
- 2 protective track covers made of high-quality polypropylene fabric
- Additional display in the control box
- Tree package, including
 - Cover (hydraulic tank, fuel tank, control box)
 - 4 covers, piston rod (outrigger)
 - Cover (gear box)
- Lighting package:
 - 8 flashlights (outriggers)
 - 3 flashlights (turntable)
- 1 LED headlight (platform)
- Platform including platform support (900 x 800 mm)
- Platform including platform support (1500 x 800 mm)
- Platform including platform support (2000 x 800 mm)
- Lifting device (450 kg capacity)
 - Only in combination with additional display in the control box
- Copper strips, pivot point
- Platform ladder monitoring system with boom function cut-off
- TOP level 1

CONTACT

TEUPEN Maschinenbau GmbH
 Marie-Curie-Str.13
 48599 Gronau
 Germany

Phone +49 2562 8161-0
 Fax +49 2562 8161-888
 E-mail mail@teupen.com

* Weight and dimensions may vary depending on options and accessories.

Product specifications are subject to change without notice or obligation. Photographs and drawings in this document are for illustrative purposes only. Refer to the appropriate Operator's Manual for instructions on the proper use of this equipment. Failure to follow the appropriate Operator's Manual when using our equipment or to otherwise act irresponsibly may result in serious injury or death. The only warranty applicable to our equipment is the standard written warranty applicable to the particular product and sale and we make no other warranty, expressed or implied. Products and services listed may be trademarks, service marks or trade-names of TEUPEN Maschinenbau GmbH and/or its subsidiaries in the U.S.A. and many other countries. "TEUPEN", "Access redefined" and "LEO Series" are registered Trademarks of Teupen GmbH in the United States of America and many other countries. © 2020 TEUPEN Maschinenbau GmbH.

